

# GFMJ(OPzV)

VRLA Gel Battery  
GFMJ-300



## Main Applications

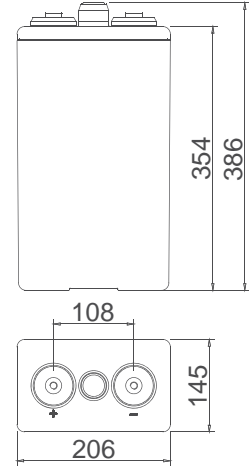
- Deep cycling energy storage application
- Solar & wind energy storage system
- Off-grid & bad-grid hybrid sites
- Floating applications for telecom sites

## Benefits

- Long life design for cyclic or float application
- Excellent charge acceptability and deep cycling performance
- Excellent over discharge recovery capability
- Superior charging & discharging ability in low current
- Extend service life under high temperature



## Dimensions



## Technical Parameters

Nominal Voltage	2 V
Capacity	300 Ah @10hr to 1.80 V @ 25°C(77°F)
Weight	26.0 kg (57.3 lbs)
Dimensions	Length:145 mm(5.71in) Width:206 mm(8.11in) Height:354 mm(13.94in) Total height:386 mm(15.20 in)
Internal Resistance (full charged)	0.53mΩ @ 25°C(77°F)
Short-circuit Current	4238 A
Self Discharge @25°C(77°F)	Less than 30% after 180 days storage
Operating Temperature Range	Discharge: -20°C ~ 50°C(-4°F ~ 122°F) Charge: -20°C ~ 50°C(-4°F ~ 122°F) Storage: 5°C ~ 40°C(41°F ~ 104°F)
Recommended Operating Temperature	20°C ~ 25°C (68°F ~ 77°F)
Recommended Charging Current	45 A
Charging Voltage @25°C(77°F)	Float: 2.23 V/cell Equalize: 2.35 V/cell
Terminal	M10
Container Materials	ABS/ABS V0 (Optional)
Capacity Affected by Temperature (C <sub>10</sub> )	105 % @ 40°C(104°F) 74 % @ 0°C(32°F) 50 % @ -20°C(-40°F)
Design life @25°C(77°F)	20 years

## Certification

- ISO 9001
- ISO 14001
- GB/T 28001
- UL
- CE

## Technical Features

- According to DIN-40742 standards, design life of 20 years
- Tubular plate & special gel electrolyte, which can prevent active material falling and avoid acid stratification
- High stability and security, millions of batteries are in service
- Higher thermal capacity & better thermal diffusivity

# GFMJ(OPzV)

VRLA Gel Battery  
GFMJ-300



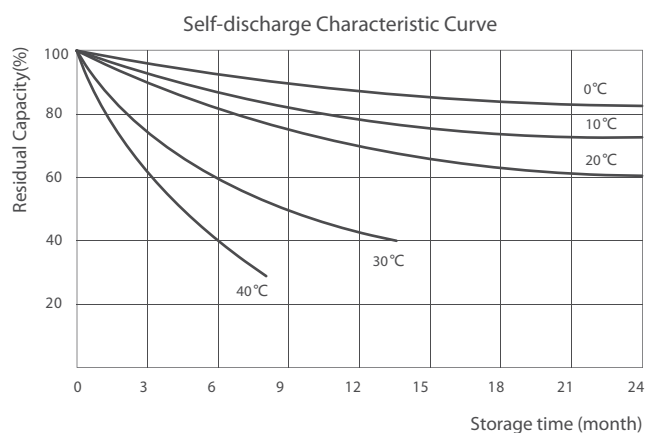
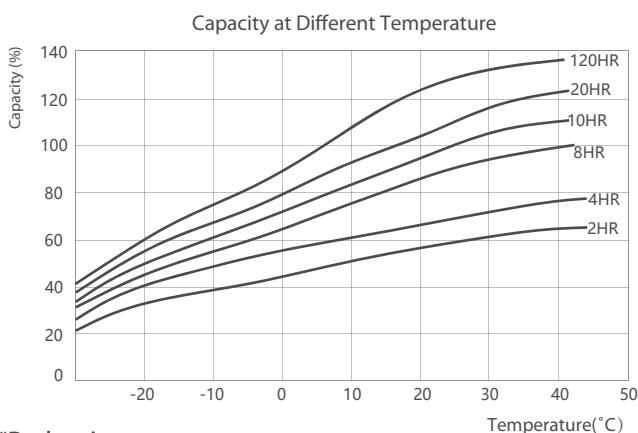
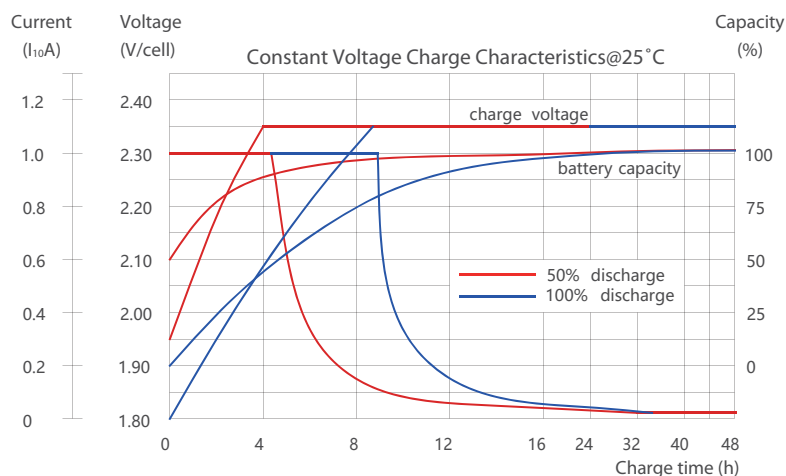
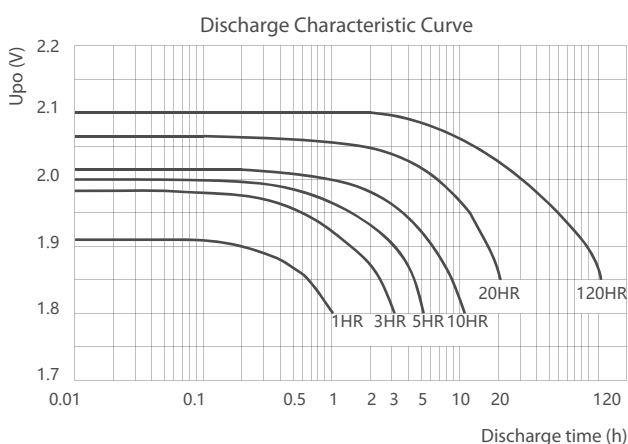
## Constant Current Discharge Characteristics Unit: A (25°C, 77°F)

F.V/Time	1hr	2hr	3hr	4hr	5hr	6hr	8hr	10hr	12hr	20hr	100hr	120hr
1.80V	145	95.5	75	58.8	49.8	43	34.8	30	26	16.5	--	--
1.83V	141	93	70.2	57	49	42	34	29	25.5	16.2	--	--
1.85V	137	90	68	56	48	41	33	28.3	25	15.7	3.8	3.2
1.87V	134	88	67	55	47.5	39	31.5	28	23.5	15.2	3.6	3.1
1.90V	122	82.5	63	52	45	37	30	26.5	23	14.9	3.4	2.9

## Constant Power Discharge Characteristics Unit: W/cell (25°C, 77°F)

F.V/Time	1hr	2hr	3hr	4hr	5hr	6hr	8hr	10hr	12hr	20hr	100hr	120hr
1.80V	268	190	150	117	102	90	71	61	54	33.3	--	--
1.83V	265	185	140	114	98	89	69	59	53	33	--	--
1.85V	260	180	135	112	96	87	67	57	52	32	7.7	6.6
1.87V	255	175	133	110	95	83	65	56	48	30.6	7.3	6.2
1.90V	235	160	125	100	87	76	62	53	45	28	6.8	5.8

## Performance Curve



### \*Declaration:

This information is generally descriptive only and is not intended to make or imply any representation, guarantee or warranty with respect to any cells and batteries. Cell and battery designs/specifications are subject to modification without notice. Contact CHINASHOTO for the latest information.

Welcome to Visit : [www.chinashoto.com](http://www.chinashoto.com)